



### IMPORTANT - WARRANTY CONDITIONS


Howling Moon's warranty is limited to materials or manufacturing defects (these include faulty material, water leaks, faulty zips, faulty fittings, faulty stitching or delamination).

### EXCLUSIONS


The manufacturer's warranty is limited to manufacturing or materials defects. This does not include damage caused by wear and tear, condensation, falling objects, burn holes, extreme weather, damage caused by animals, insects, children, dragging or improper setup.




## MESH




To repair damaged mesh as shown above, follow these simple steps.




1. Cut a strip of mesh from the repair kit provided big enough to cover the damaged area.



2. Place the strip of mesh over the damaged area.



3. Apply a small amount of super glue and spread over the loose piece of mesh (eg: loctite go2-Allpurpose).



4. Allow to dry before closing up the tent.

## HOLES

In some cases small holes may be noticeable, these holes should close once tent is wet for the first time.



To Repair any holes and tears follow these steps.



Lightly brush a thin layer of paste over the holes until you can't see light shining through. Allow to dry and repeat this step inside and outside of tent.